


Flora & FOLIAGE

Free-Motion Challenge Quilting Along

Thread Placement Suggestions

If you purchased the FMQ challenge thread collection that coordinates with the Flora & Foliage panel, here are the suggested thread color placements. Use the color key to the left to match up the threads with the colors on the panel.




Pink Rose Glide
(or a light pink thread)



Teal Glide
(or a dark green thread)




Blosson Glide
(or a dark pink thread)



Pistachio Glide
(or a light green thread)




Anchor Glide
(or a gray thread)





Woodgrain Quilting Diagrams



If you are having trouble quilting the design, practicing tracing along the lines until you feel comfortable with the path of the design, then try quilting it on your quilt sandwich.

Training Wheels for Quilters:



If you need a little more “hands on” assistance, check out my training wheels for quilters. Quilt along the lines of the design to get the hang of how it goes together. When you are done, you’ll feel more confident with the design AND you’ll have a pretty wholecloth quilt to hang on the wall or give as a gift! With three different color options, you’ll enjoy quilting it as well as the finished result!



Quilting Placement

QuiltingIsMyTherapy.com

Use this graphic to audition the placement of your quilting designs.

